



### District Report Card: 2017


<b>State:</b> Delhi	<b>District:</b> West Delhi
<b>Class:</b> 3	<b>Subject:</b> Language
<b>Schools:</b> 60	<b>Students:</b> 1168


### Participation/Coverage


#### Students

<div>GENDER</div> <div></div>	Boys				Girls			
	Number		%		Number		%	
	554		47.43		614		52.57	

<div>AREA</div> <div></div>	Rural				Urban			
	Number		%		Number		%	
	212		18.15		956		81.85	

<div>CATEGORY</div> <div></div>	SC		ST		OBC		GEN	
	Number	%	Number	%	Number	%	Number	%
	171	14.64	4	0.34	58	4.97	935	80.05

<div>CWSN</div> <div></div>	LD	VI	HI	S&LD	ID	Oth
	0	8	1	1	1	1

<div>Management</div> <div></div>	Government			Government-aided		
	Number		%	Number		%
	1129		96.66	39		3.34

### Average Performance of Students in Language (%)

Overall	Gender		Area		Management		Social Group			
	Male	Female	Rural	Urban	Govt.	Aided	SC	ST	OBC	GEN
62.43	61.46	63.30	62.89	62.32	62.08	72.48	59.22	28.33	63.33	63.10

## Performance on Learning Outcomes (LOs)

Learning Outcomes	Description	Average Performance(%)
L304	Reads small texts with comprehension i.e., identifies main ideas, details, sequence and draws conclusions	62.70
L312	Reads printed scripts on the classroom walls: poems, posters, charts etc.	61.88

Range of Performance of Students who Answered Correctly							
Below 30%		30% - 50%		50% - 75%		Above 75%	
Number	%	Number	%	Number	%	Number	%
135	11.56	267	22.86	350	29.97	416	35.62

## Lowest Performing Learning Outcomes (LOs)

1 - Reads printed scripts on the classroom walls: poems, posters, charts etc. (61.88)

2 - Reads small texts with comprehension i.e., identifies main ideas, details, sequence and draws conclusions (62.70)